

nurus



Gate Workstations

Design by **Nurus D Lab**

Gate Workstations

Through single-leg desks, storage units, and accessories mounted on main platform, Gate workstations provide functional and flexible solutions for workspaces and units with different needs.

With a platform system that can be adjusted according to number of employees, Gate facilitates utilizing workspaces more efficiently. In addition to a structure that strengthens interaction between employees, middle panels of Gate also helps concentrate on individual efforts.

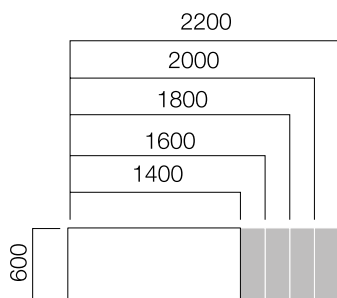
Design by Nurus D Lab

Always up-to-date with science and technology, Nurus D-Lab designs products that are ahead of their time. Through human-centered observation, prototyping and in respect to trending needs and dreams, the team works diligently. Coming up with meaningful and reflective design solutions only marks the start of the process: From strategy to launch and support, D-Lab manages it all. Each detail is attended and tested through at the advanced level.

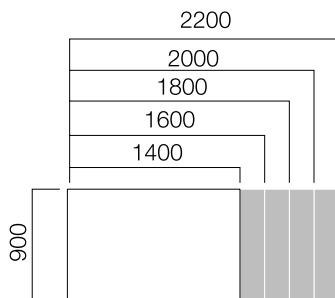


DIMENSIONS (mm)

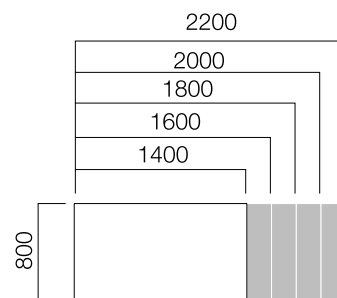
Single Desks / Workstations



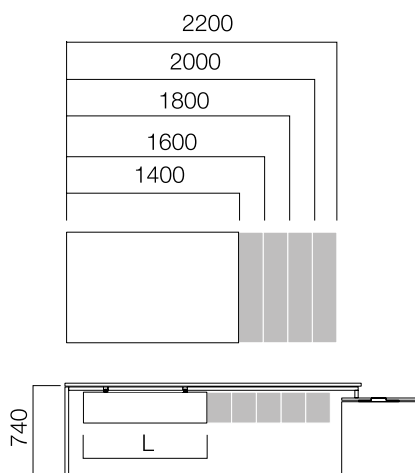
W:60 Single Leg Desk



W:90 Single Leg Desk



W:80 Single Leg Desk



Front Panel

*L: -40 cm from table length.

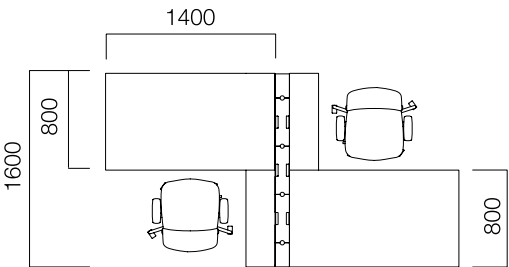
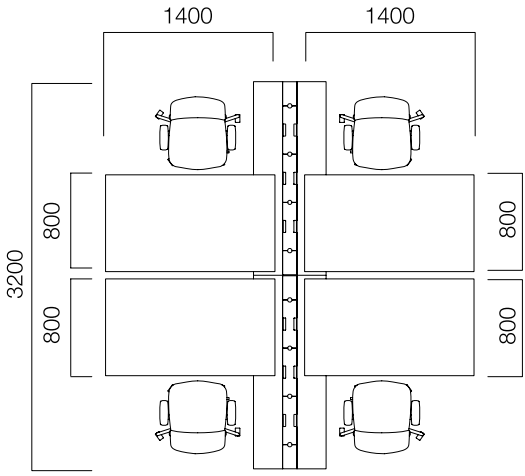
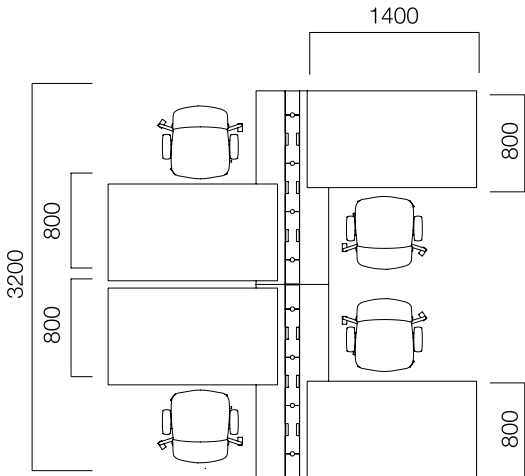
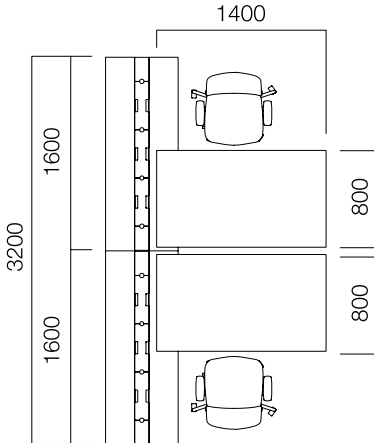
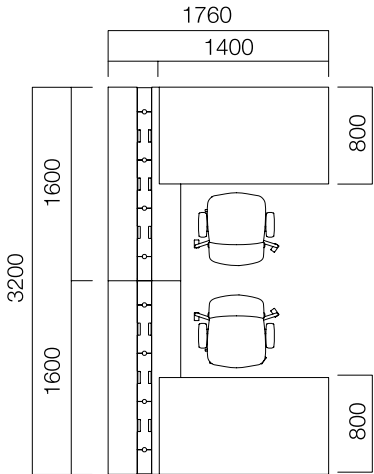
**L is -40 cm from table length in circular end tables.

*Desks that have W:60 cm and W:80 cm, and L:1600-1800-2000 and 2200 have commode options by two sides or tray option which can carry on either side of table.

**Gate tables can be used with different Nurus storage systems besides their platform.

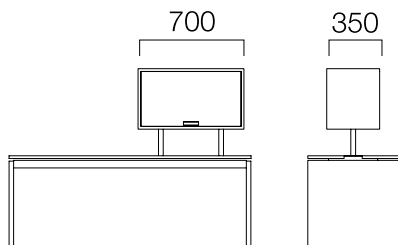
DIMENSIONS (mm)

Single Desks / Workstations Examples of Placement

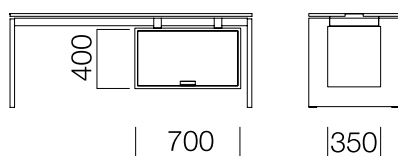


DIMENSIONS (mm)

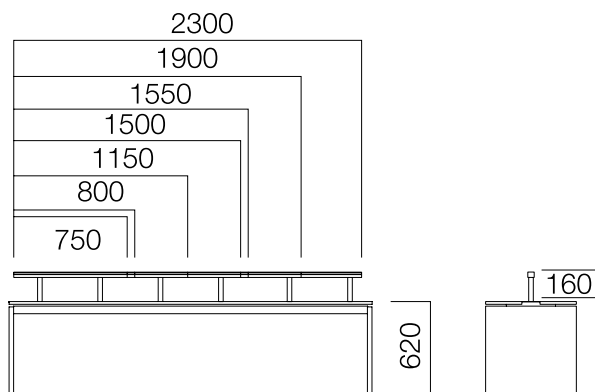
Storage



Upper Cabinet



Lower Cabinet



Accessory Band on the top of Gate Platform

*The accessory bands on the top of the Gate platform can only be added on platforms with canal. For platforms without canal, Tools accessory band and accessories are used.

Dimensions defined in millimetres.

Materials

Table slabs, table legs, platform top slab, cabinet main body and cabinet doors can be chosen from melamine or recomposed veneer. Platform legs are made of powder painted metal. Melamine, recomposed veneer, and acrylic front panel options are also provided.*

*Please refer to technical document for more information.