

nurus



Pila Workstations

Design by **Nurus D Lab**

Pila Workstations

Helping you utilize the space more efficiently in open offices and businesses with varying number of employees, Pila workstations provide flexible and functional solutions for your needs.

In addition to creating workspaces where employees can focus on their individual tasks, Pila workstation also promotes communication, revitalizing team spirit. Pila workstations feature extension tables, middle panels, and cabinets, establishing a variety of combinations to suit your company's work style and different number of employees. Table slabs of Pila feature sliding mechanism, facilitating access to electrical connections and preventing cable mess and visual pollution.

Pila workstations can be adjusted for different lines of business with a variety of accessory choices, providing an option to customize personal workspace. Featuring a leg option with veneer over metal, Pila creates an elegant and cosy atmosphere in all spaces.

Pila workstations enable designing your entire institution in the same design language with meeting tables, single tables, and workstations.

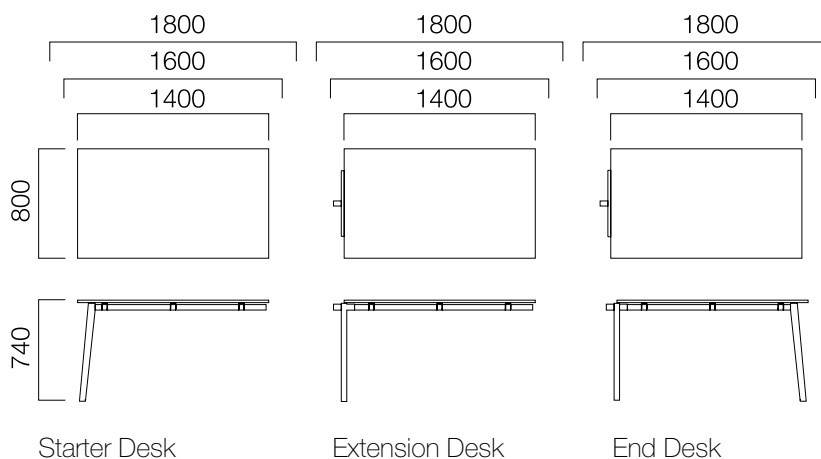
Design by Nurus D Lab

Always up-to-date with science and technology, Nurus D-Lab designs products that are ahead of their time. Through human-centered observation, prototyping and in respect to trending needs and dreams, the team works diligently. Coming up with meaningful and reflective design solutions only marks the start of the process: From strategy to launch and support, D-Lab manages it all. Each detail is attended and tested through at the advanced level.

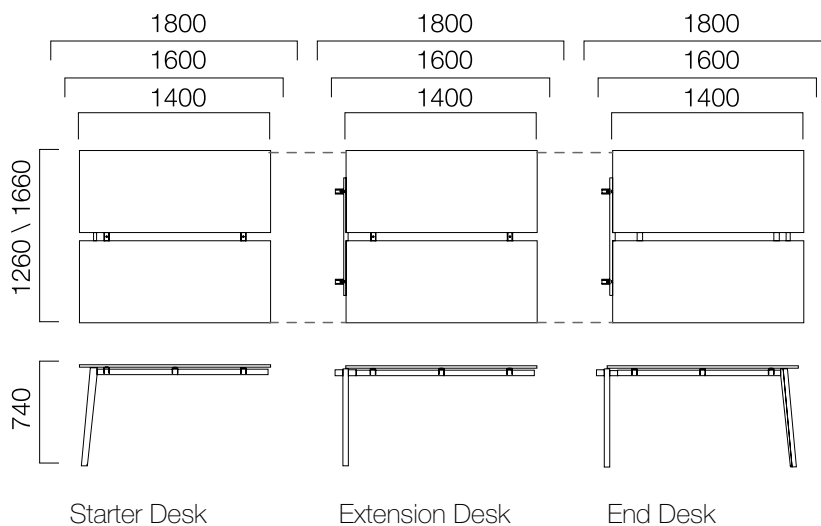


DIMENSIONS (mm)

W:80 cm Extension Desk

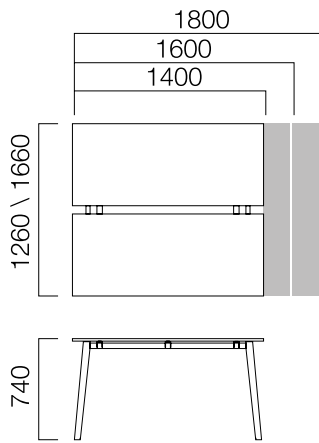


*Single desks combine using the functional leg, which allows the cables from the floor to be carried vertically to the desktop.

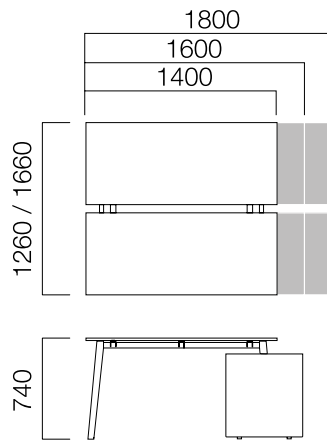


*Double desks are joined by using the functional middle leg, which allows the cables taken from the floor to be transported vertically to the desktop, straight leg or short leg, which allows the tabletop to stand on side cabinet.

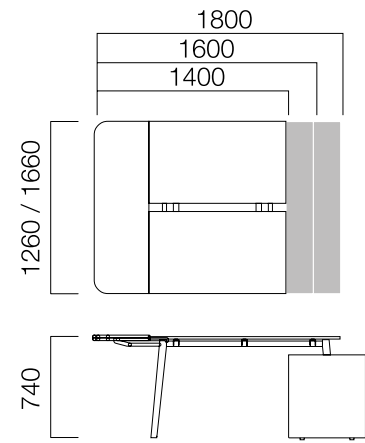
DIMENSIONS (mm)



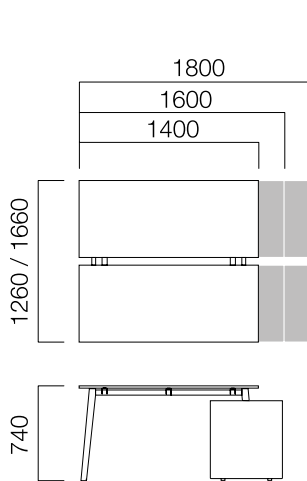
Desk



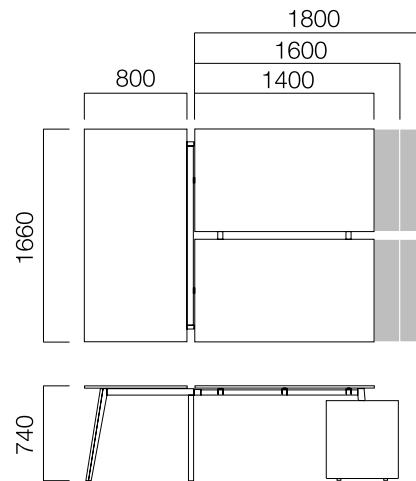
W:126/166 cm 2-Leg Desk



W:126/166 cm 2-Leg Desk
with Meeting Part



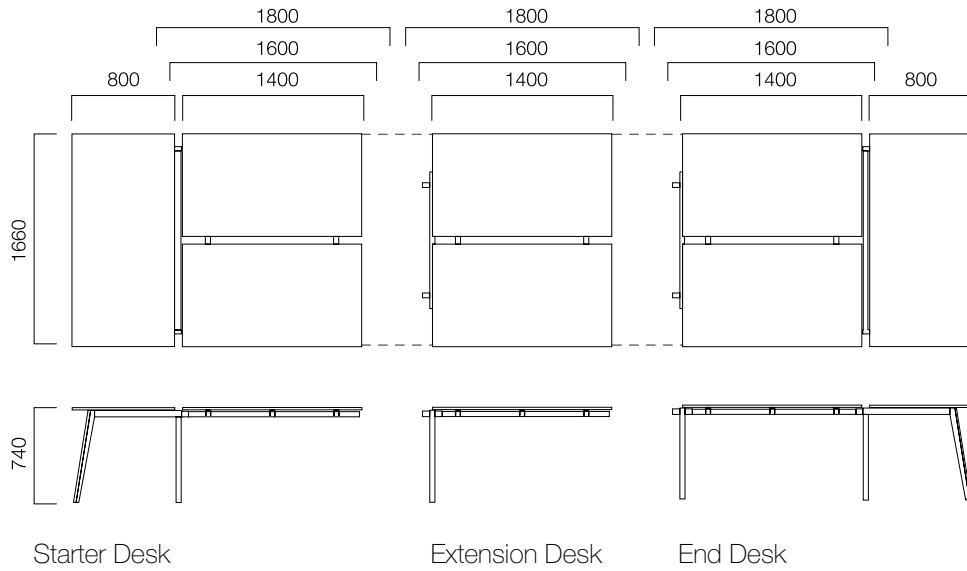
W:126/166 cm 2-Leg Desk



W:166 2-Leg Desk with
side desks

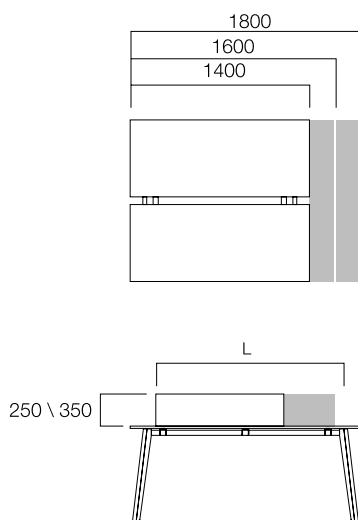
DIMENSIONS (mm)

W:166 cm Desk with Side Desks



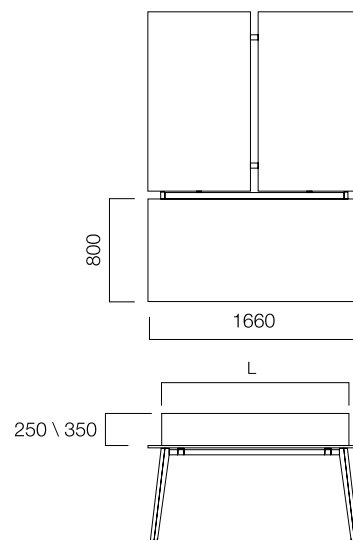
Double desks with side desks join together using the functional leg, which allows the cables from the floor to be carried vertically to the desktop.

W:126/166 cm Middle Panels



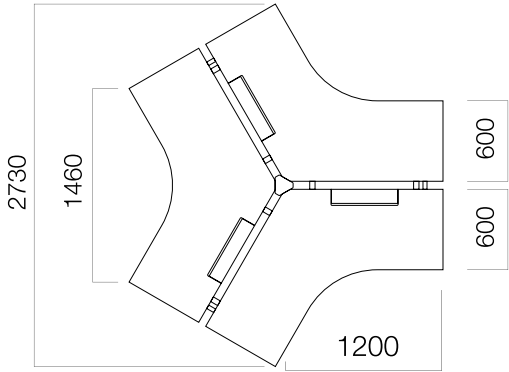
*L: 40 cm from table length.

Middle Panel for Side Desk

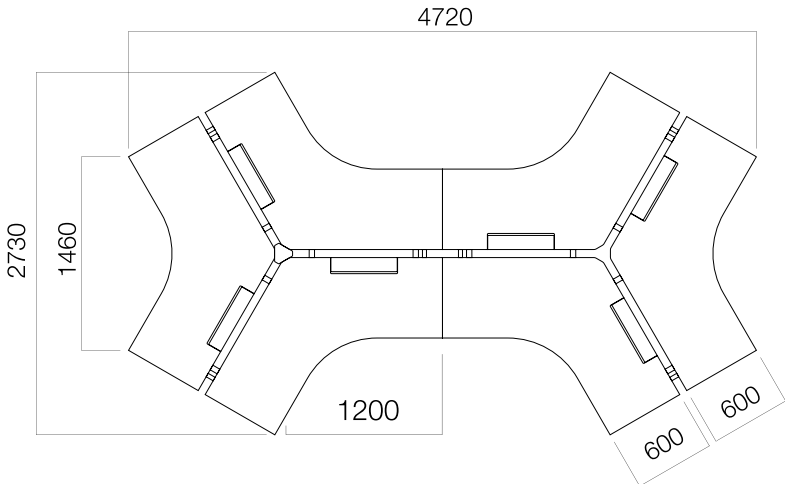


*L: 20 cm from table length.

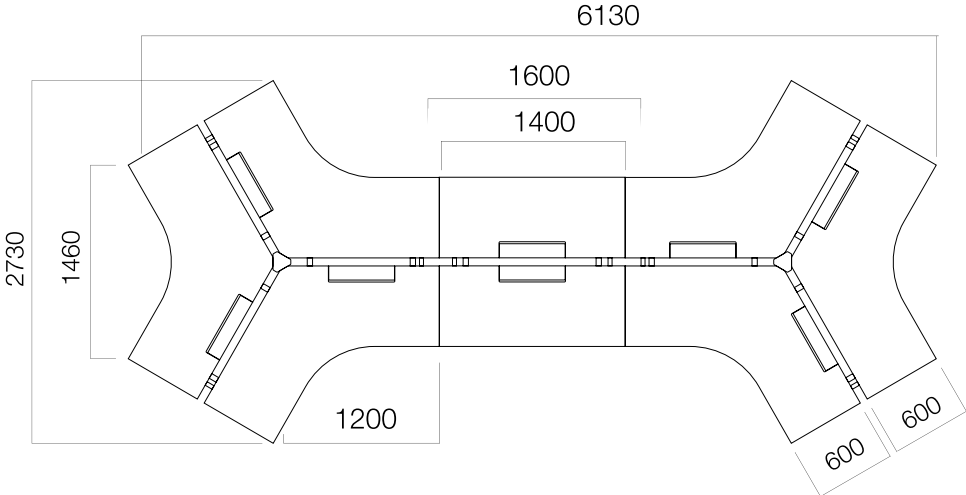
DIMENSIONS (mm)



120° Angle Triple Desk



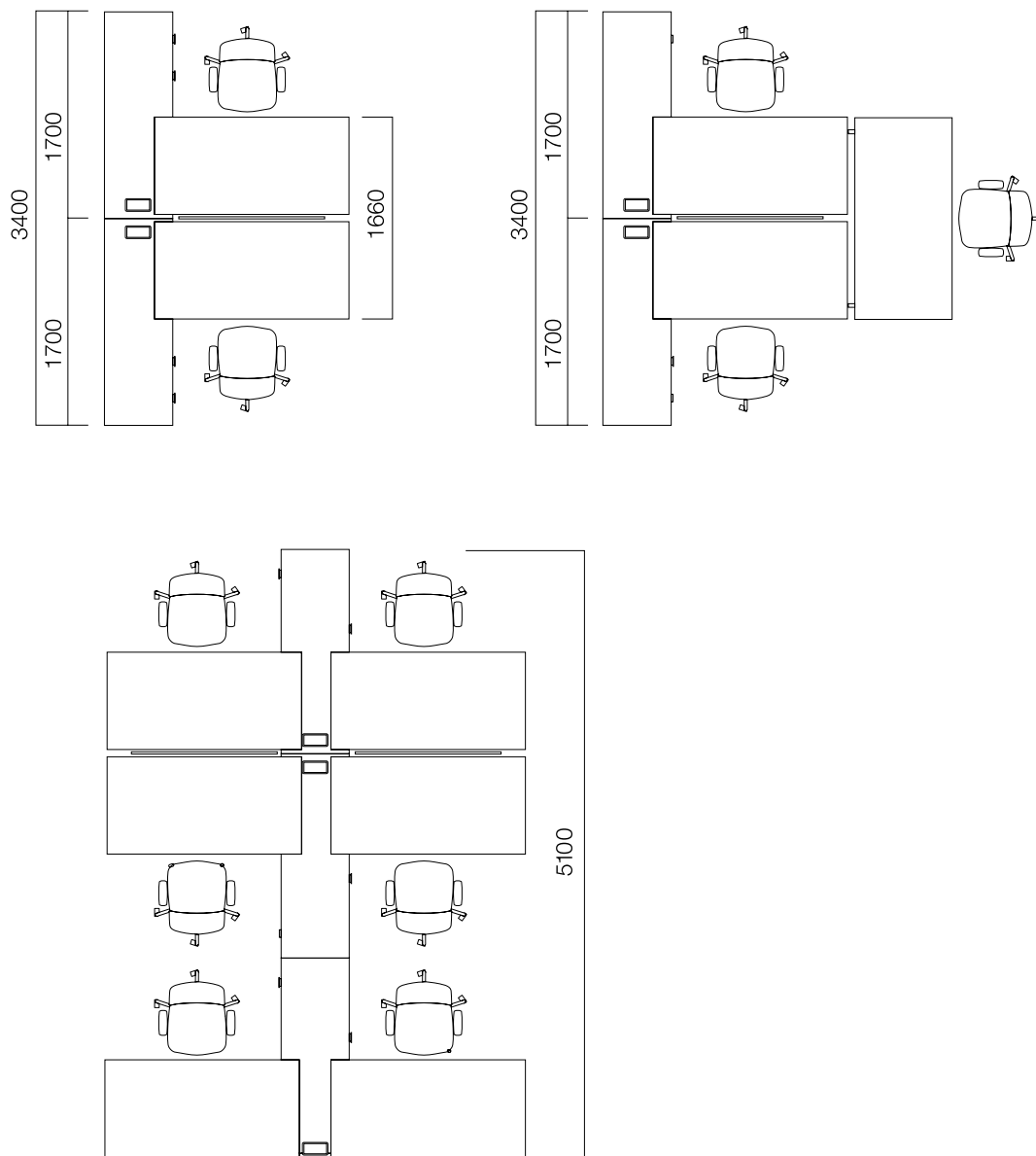
120° Angle Senary Desk



120° Angle Octal Desk

DIMENSIONS (mm)

Cabinet Placement Examples



Dimensions defined in millimetres.

Materials

Table slabs and front panel can be chosen from melamine or recomposed veneer. Desk legs are made of powder painted metal (both outer and inner legs). You can choose to have outer and inner legs at different colours. Outer legs also feature recomposed veneer over metal choice.

Middle panels feature acrylic with metal frame or fabric options.*

* Please refer to technical document for more information.